

# **Dane County Youth Assessment - 2009**

Selected Highlights for Deerfield Community  
School District

April 27, 2009

Prepared by Brian W. Koenig, M.S.  
K12 Associates, LLC

# 2009 Version of DCYA

- Twenty-nine years of data now collected
- Over 24,000 7<sup>th</sup>-12<sup>th</sup> graders surveyed in 2008-2009
- Fourteen participating Dane Co. school districts



# Community Partnership

- Coordinated by the Dane County Youth Commission
- Variety of funders
  - Dane County's Youth Commission & Division of Health
  - United Way of Dane County
  - Public Health of Dane Co and Madison
  - Dane County School Districts
- Collaborative design with schools and funders

# Enhancements for 2009

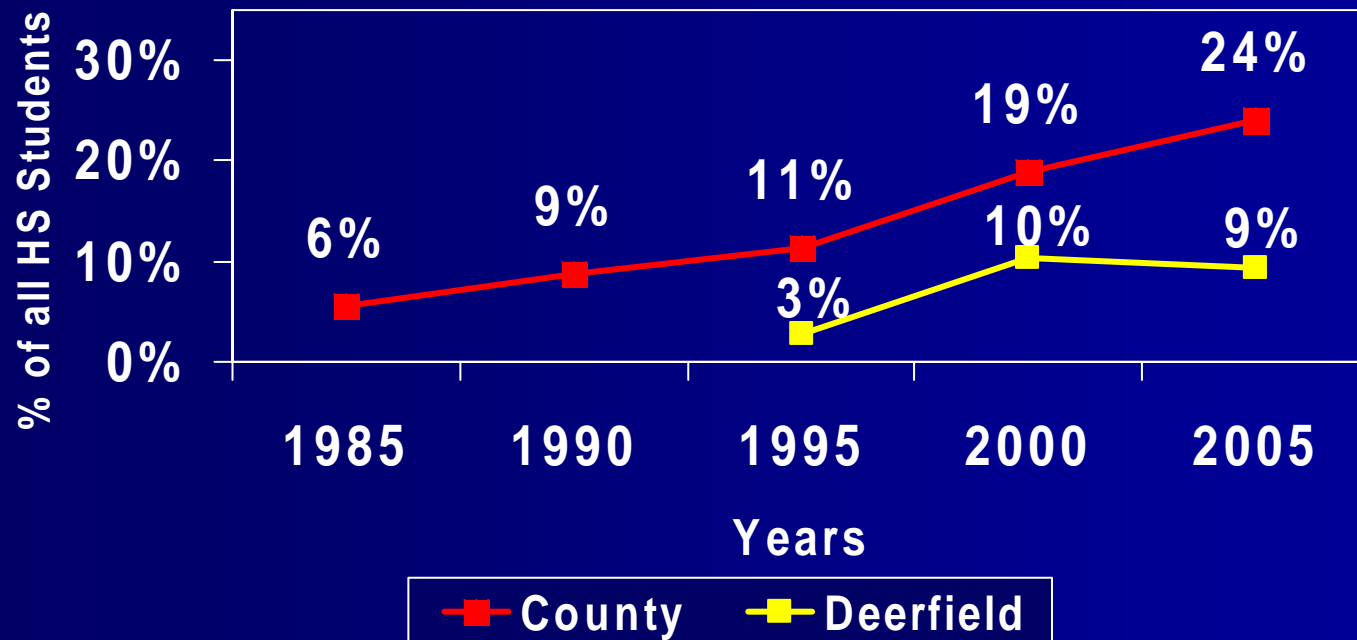
- All students data collected via an online survey
- New items on underage drinking and addiction
- New items on parent involvement
- More items on student health and nutrition

# Changing Student Population

- In 2004, the Dane County public school HS enrollment had increased by 26% since 1995 (versus 9% statewide)\*
- Deerfield HS increased by 22% (41 students) in the same period
- MS enrollment is up 15% county-wide
- Deerfield MS enrollment is up 14%

# Increasing Diversity Among HS Students

## Minority Youth 9th-12th Grade



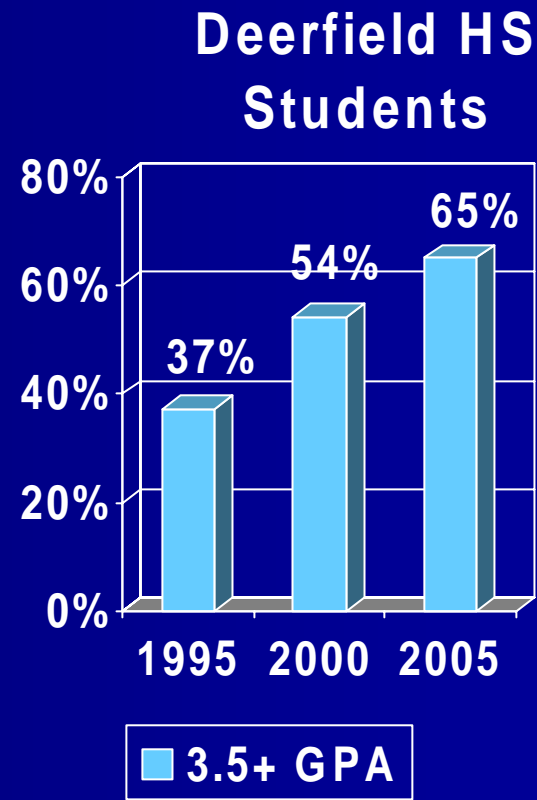
# Diversity Topics

## Deerfield Students

- Fifteen percent of HS students and 30% MS students in 2005 say they could not be friends with someone gay/lesbian
- Twenty-five percent of HS kids and 30% of the MS students say they would not like to learn more about other races/ethnic groups

# Deerfield Students Self-reported GPA

- In 2005, 73% of HS girls say they are getting 3.5+ compared to 56% of boys.
- In 1995, it was girls 46%, boys 28%
- In MS 2005, it's 71% for girls and 56% for boys.





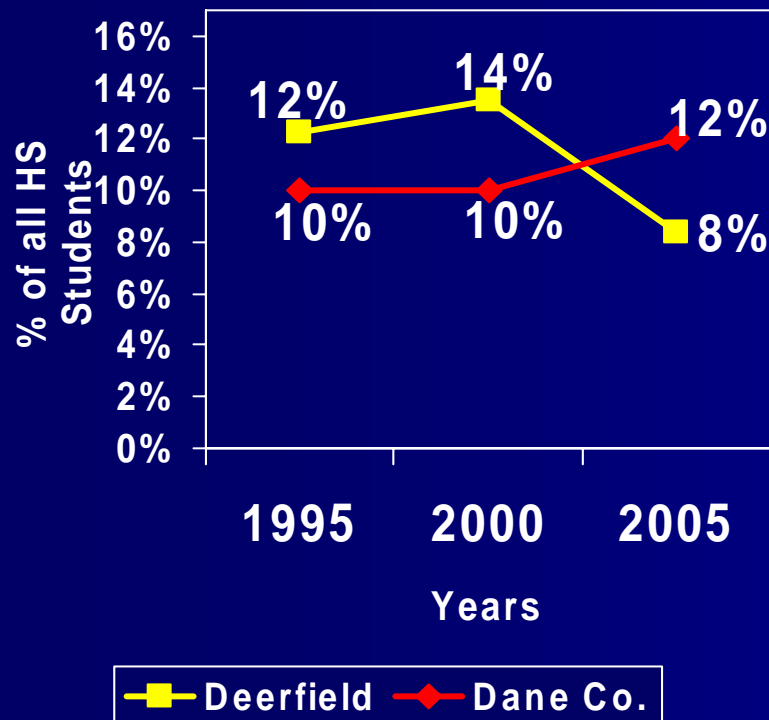
# Middle Schooler Activities

## Deerfield 7<sup>th</sup>-8<sup>th</sup> Graders

- Thirteen percent of 7<sup>th</sup>-8<sup>th</sup> graders are using the internet more than 10 hours per week.
- Eighteen percent use electronic games for more than 10 hours.
- Seventy-two percent are playing cards or gambling each week. (13% more than HS kids)
- Fifty-eight percent spend 5+ hours/week on sports

# Fewer Dane Co. H.S. Students Exercising Regularly

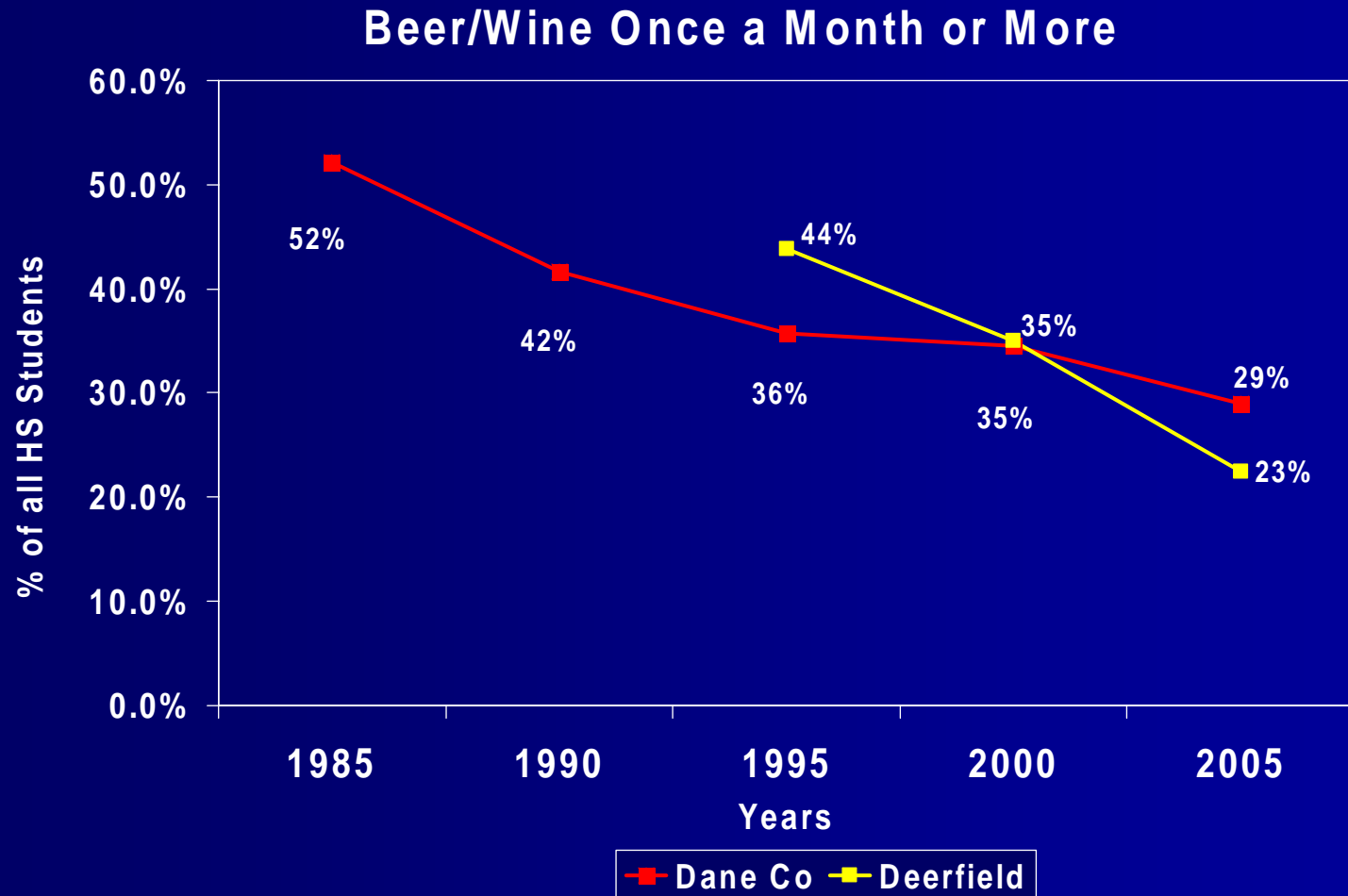
## No Vigorous Exercise Each Week



- In Dane Co. about 29% exercise 5X per week or more (down from 35% in '00)
- More than 56% of Deerfield HS kids exercise 5x or more
- 60% of Deerfield MS kids say they exercise 5X+per week
- 12% of U.S. HS students get no exercise each week (8% in Deerfield)

# Student Alcohol Use Steadily Declines Since '85

## (Dane County 9<sup>th</sup>-12<sup>th</sup> Grade)



# Other HS Alcohol Trends Are Static

- County wide binge drinking in the last month up for students with any beer/wine use in the past year (49% in '00 and 54% in '05)
- In Deerfield 51% of this same group were binge drinkers
- Seventy percent of Deerfield HS kids who drink beer/wine monthly are binge drinkers.
- About 12% of Dane County students in 2000 and 2005 drink and drive compared to on only 6% and 8% respectively for Deerfield students.

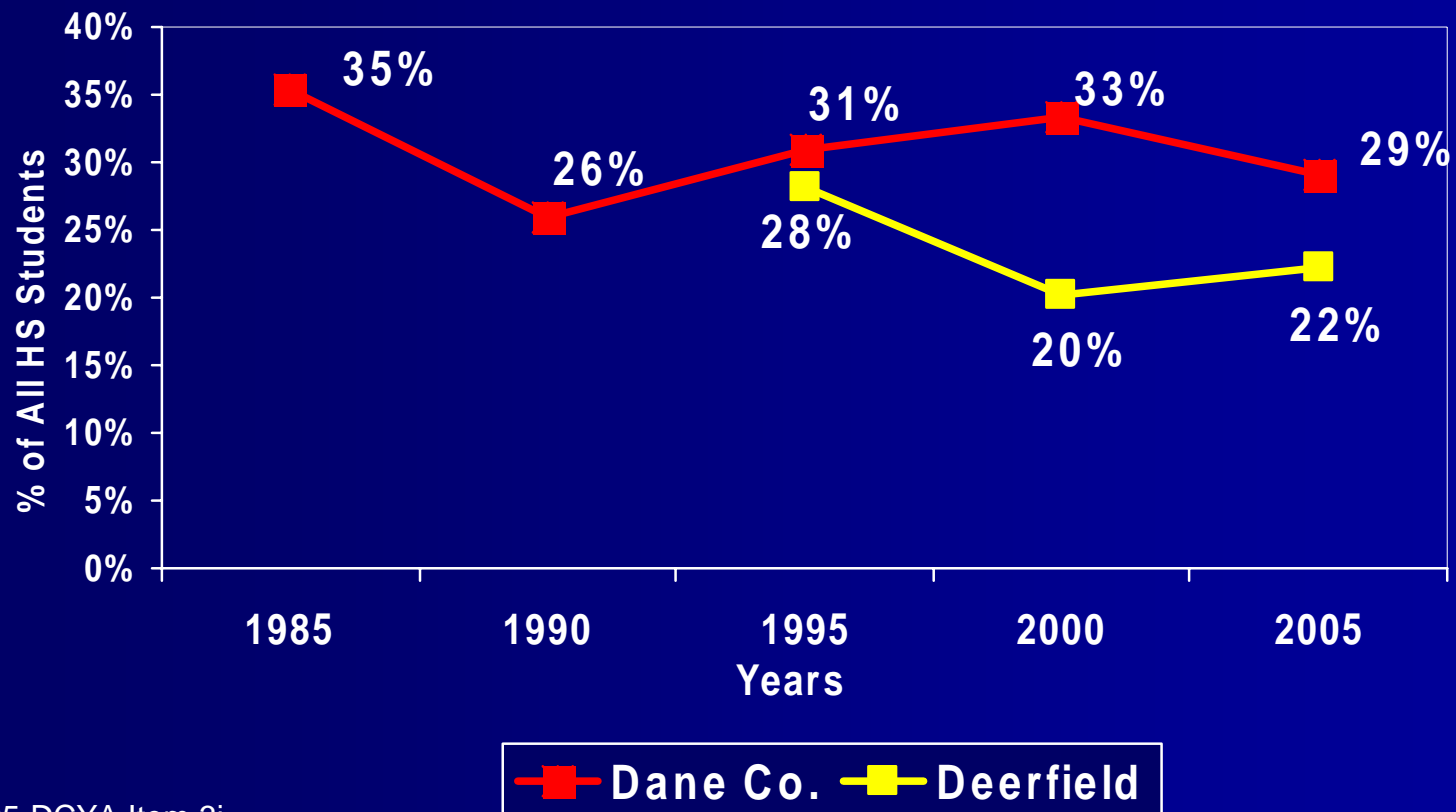
# Middle Schoolers Drug/Alcohol Use

- 15% have had beer or wine in the last year  
– 4% tried hard liquor
- Only 1% say they've tried marijuana
- OTC drugs next in popularity to alcohol -  
more than marijuana – at 7%
- More than 5% have been binge drinking 1x.
- Twenty-three percent have ridden with an  
adult who's been drinking

# County Marijuana Use Declines

## First Time in 15 Years

Marijuana Use at Least Once in 12 Months  
by HS Students



# Marijuana Use Trends

## Mixed

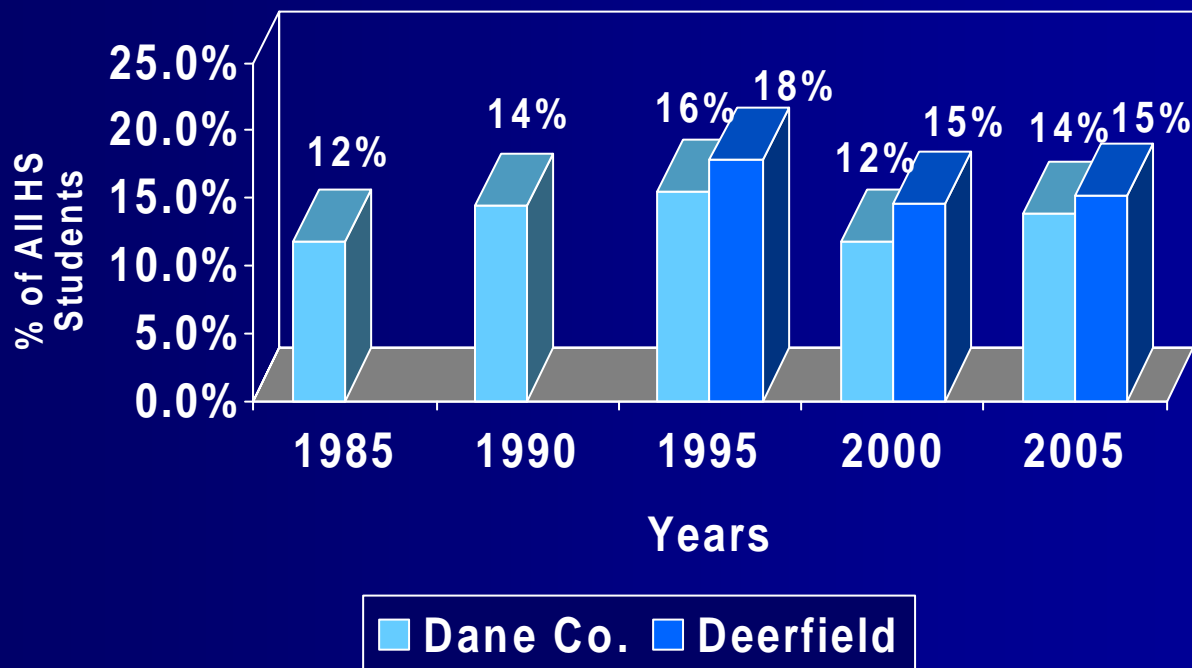
- CDC\* data shows 23% of U.S. High Schoolers using marijuana monthly (versus 18% in Dane Co and 12% in Deerfield)
- Of students using marijuana in the past year daily use is up (10% in '00 to 16% in '05) in Dane County.
- For Deerfield HS kids that use marijuana daily use is also up (10% in '00 to 13% in '05)
- More Deerfield HS students ride with friends under the influence of marijuana (14%) than under the influence of alcohol (12%)

\*Center for Disease Control (CDC) YRBS data for 2003

# Number of Daily Tobacco Smokers

(9<sup>th</sup>-12<sup>th</sup> Grade Students)

On Average, Have At Least One Smoke per Day

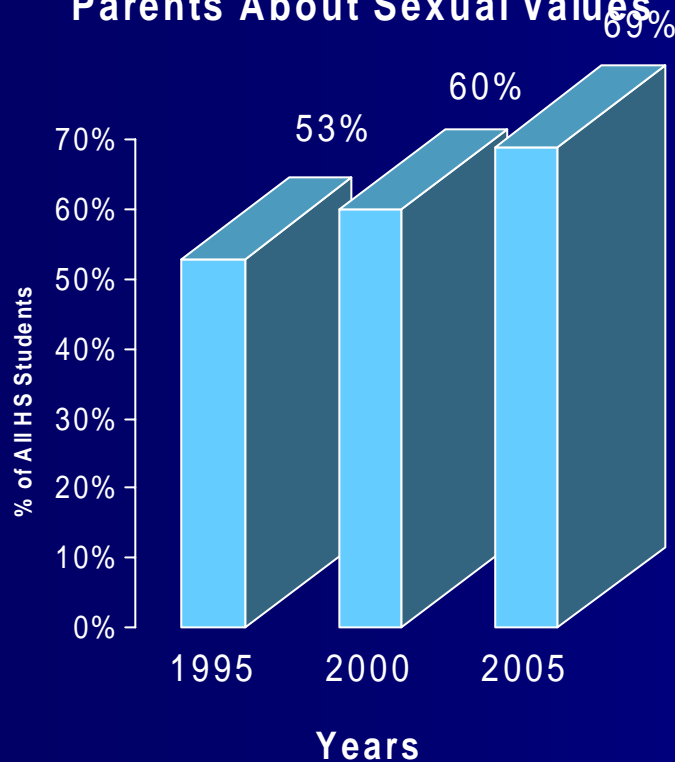




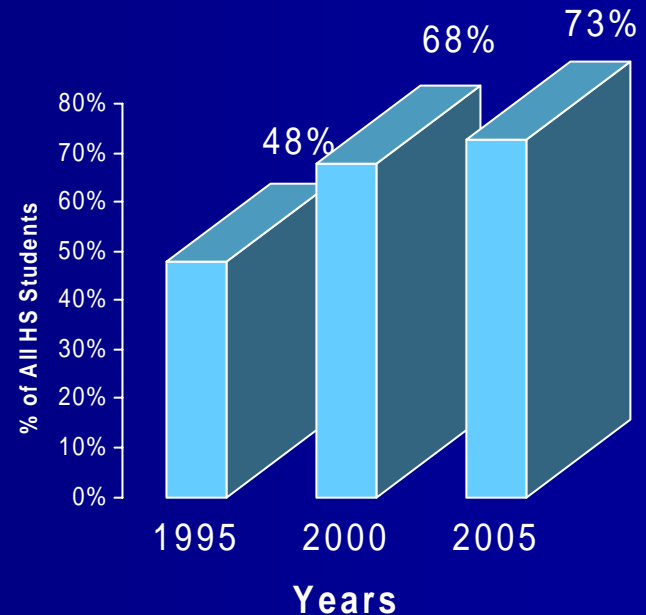
# Parents Talking More with Teens About Risky Behaviors

(9<sup>th</sup>-12<sup>th</sup> Grade – Deerfield)

**% of Students Having at  
Least 1 Conversation w/  
Parents About Sexual Values**



**% of Students Having at  
Least 1 Conversation w/  
Parents About  
Drugs/Drinking**

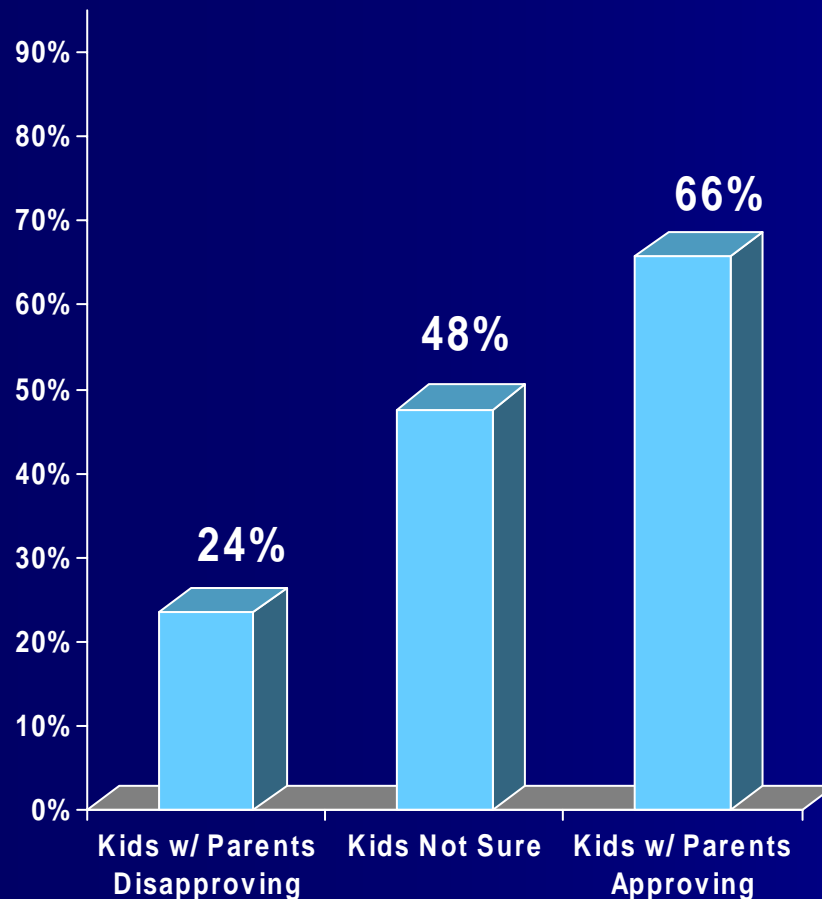


# Parent Values Make a Difference in Teen Behavior

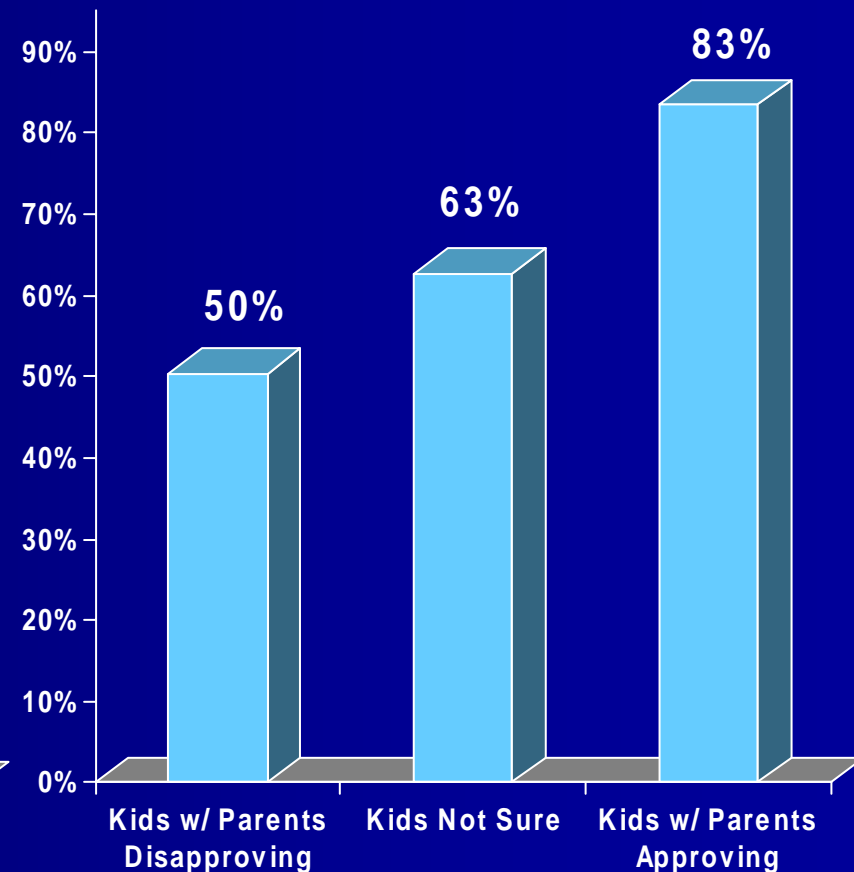
(Dane Co. 9<sup>th</sup>-12<sup>th</sup> Graders)

DCYA-2005 Item 10d,12d

Used Marijuana Last 12 Mos.

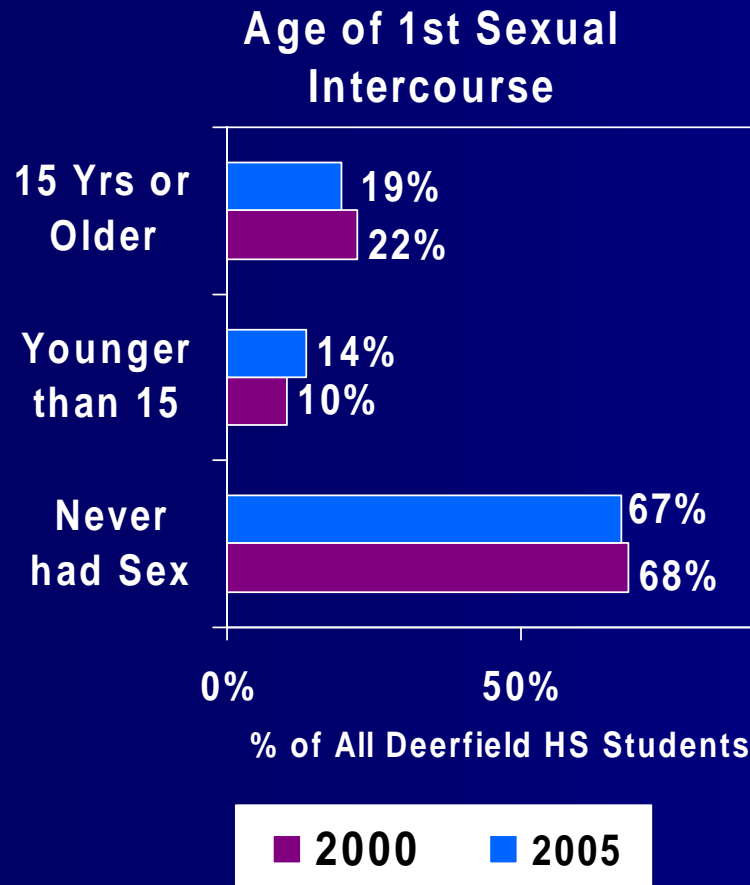


Drank Beer/Wine Last 12 Mos.



# More Teens Sexually Active

(Deerfield 9<sup>th</sup>-12<sup>th</sup> Grades)



- At a national level 47% of high schoolers report having sex at least 1x (37% statewide)\*
- For 90% of Dane Co. teens who have had intercourse, the 1st time is before age 17

\*Center for Disease Control YRBS 2003,  
Wisconsin YRBS 2003

# Mental Health Issues

- For County HS students, thoughts-of-suicide percentages static for 15 years (around 18%).
- Thoughts of suicide among Deerfield HS students is up – 13% in '00 to 18% in '05.
- Deerfield MS students with thoughts of suicide in 2005 is up slightly (11% '00 to 13% '05)
- County HS students with thoughts of suicide have lower grades, are more sexually active and worry more about their appearance.

# Community Resources

## Needs of Deerfield HS Students

Community Needs	% of HS students saying <u>not enough</u>
<i>Employment Programs</i>	77%
<i>Opportunities for Youth from Different Cultures to Meet</i>	61%
<i>Parks and Recreation</i>	55%
<i>Social Activities</i>	48%
<i>Opportunities to Volunteer</i>	43%
(Lowest needs) <i>Organized Sports, Youth Centers, Clubs</i>	<18%